

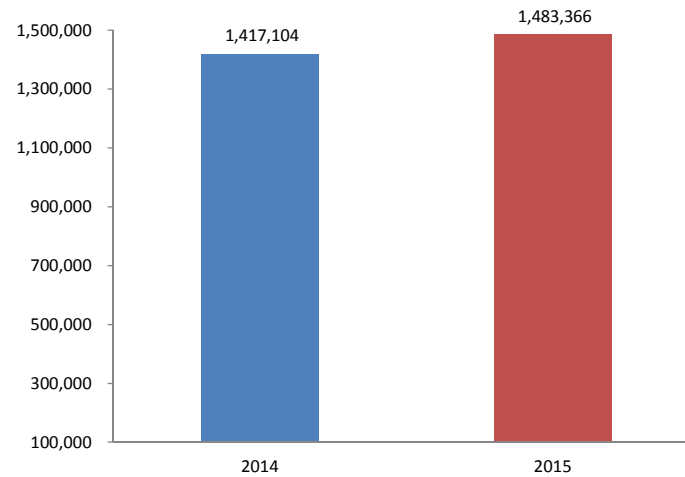
ENCUESTA DE SUPERFICIE Y PRODUCCIÓN AGROPECUARIA CONTINUA 201
 TABLA 1. SUPERFICIE POR CATEGORÍAS DE USO DEL SUELO, SEGÚN REGIÓN Y PR

| REGIÓN Y PROVINCIA | TOTAL | | CULTIVOS PERMANENTES | | CULTIVOS TRANSITORIOS Y | | DESCANSO | | PASTOS CI |
|-----------------------------------|------------|------------|----------------------|-----------|-------------------------|---------|----------|---------|-----------|
| | 2014 | 2015 | 2014 | 2015 | 2014 | 2015 | 2014 | 2015 | 2014 |
| TOTAL NACIONAL | 12,201,254 | 12,585,861 | 1,417,104 | 1,483,366 | 876,498 | 950,649 | 93,574 | 117,390 | 2,259,447 |
| REGIÓN SIERRA | 3,760,020 | 3,923,075 | 242,612 | 261,811 | 283,315 | 310,349 | 39,058 | 58,499 | 642,292 |
| REGIÓN COSTA | 4,627,014 | 4,850,257 | 978,485 | 1,046,354 | 549,193 | 601,678 | 46,911 | 53,380 | 1,279,688 |
| REGIÓN ORIENTAL | 3,753,595 | 3,752,069 | 166,588 | 140,732 | 40,772 | 33,319 | 7,366 | 5,126 | 328,134 |
| ZONAS NO DELIMITADAS | 60,625 | 60,459 | 29,420 | 34,469 | 3,218 | 5,303 | 239 | 384 | 9,333 |
| REGIÓN SIERRA | | | | | | | | | |
| AZUAY | 533,022 | 543,789 | 6,755 | 15,068 | 17,427 | 18,705 | 2,904 | 1,377 | 30,500 |
| BOLÍVAR | 278,777 | 279,276 | 27,631 | 28,415 | 30,879 | 30,175 | 437 | 1,105 | 123,946 |
| CAÑAR | 217,898 | 221,524 | 27,557 | 32,641 | 11,438 | 11,861 | 1,351 | 1,274 | 20,112 |
| CARCHI | 193,932 | 196,502 | 6,557 | 5,453 | 18,821 | 19,114 | 1,324 | 2,248 | 32,275 |
| COTOPAXI | 389,897 | 430,379 | 24,041 | 23,689 | 48,859 | 41,150 | 7,634 | 14,983 | 71,079 |
| CHIMBORAZO | 384,706 | 385,401 | 2,734 | 3,368 | 41,949 | 47,691 | 7,337 | 15,754 | 39,658 |
| IMBABURA | 303,160 | 299,334 | 20,594 | 9,788 | 22,948 | 19,144 | 4,738 | 5,351 | 24,099 |
| LOJA | 522,636 | 556,281 | 20,536 | 26,150 | 39,644 | 49,494 | 4,692 | 2,422 | 34,216 |
| PICHINCHA | 530,908 | 605,428 | 21,760 | 22,995 | 26,818 | 45,629 | 5,901 | 9,693 | 113,488 |
| TUNGURAHUA | 150,247 | 155,698 | 5,206 | 5,880 | 16,960 | 15,638 | 2,124 | 3,290 | 29,342 |
| SANTO DOMINGO DE LOS TSÁCHILAS | 254,836 | 249,462 | 79,241 | 88,363 | 7,572 | 11,746 | 617 | 1,003 | 123,577 |
| REGIÓN COSTA | | | | | | | | | |
| EL ORO | 370,683 | 385,662 | 56,109 | 67,394 | 5,915 | 4,238 | 1,778 | 3,784 | 56,479 |
| ESMERALDAS | 996,016 | 1,120,316 | 254,423 | 282,173 | 8,940 | 5,731 | 4,788 | 6,965 | 165,186 |
| GUAYAS | 900,916 | 1,038,247 | 223,844 | 270,413 | 210,399 | 254,433 | 10,170 | 9,064 | 147,588 |
| LOS RÍOS | 674,333 | 626,788 | 242,591 | 203,002 | 229,342 | 228,245 | 7,480 | 13,875 | 73,298 |
| MANABÍ | 1,608,532 | 1,599,720 | 196,041 | 220,270 | 88,555 | 104,005 | 17,879 | 17,463 | 830,028 |
| SANTA ELENA | 76,535 | 79,525 | 5,478 | 3,101 | 6,042 | 5,026 | 4,815 | 2,228 | 7,108 |

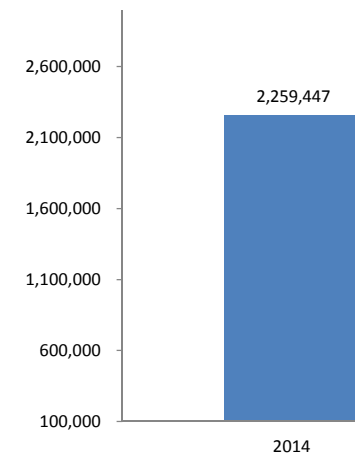
| REGIÓN ORIENTAL | | | | | | | | | |
|-----------------------------|---------|---------|--------|--------|--------|--------|-------|-------|--------|
| MORONA SANTIAGO | 809,476 | 817,995 | 13,049 | 11,446 | 11,292 | 6,210 | 1,007 | 32 | 96,880 |
| NAPO | 464,946 | 448,553 | 16,996 | 8,925 | 3,999 | 2,599 | 872 | 177 | 53,110 |
| ORELLANA | 609,799 | 616,738 | 47,308 | 38,609 | 12,869 | 10,255 | 900 | 273 | 36,670 |
| PASTAZA | 830,093 | 827,646 | 3,455 | 2,651 | 939 | 1,254 | 62 | 188 | 21,718 |
| SUCUMBÍOS | 776,143 | 778,020 | 80,669 | 71,415 | 10,610 | 11,635 | 4,474 | 4,458 | 48,683 |
| ZAMORA CHINCHIPE | 263,137 | 263,117 | 5,111 | 7,686 | 1,063 | 1,367 | 52 | . | 71,072 |
| ZONAS NO DELIMITADAS | 60,625 | 60,459 | 29,420 | 34,469 | 3,218 | 5,303 | 239 | 384 | 9,333 |

Fuente: INEC 2014

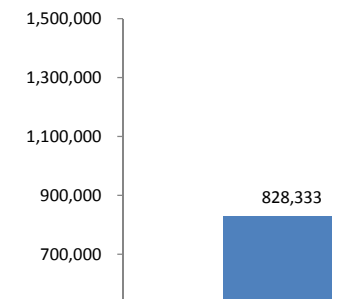
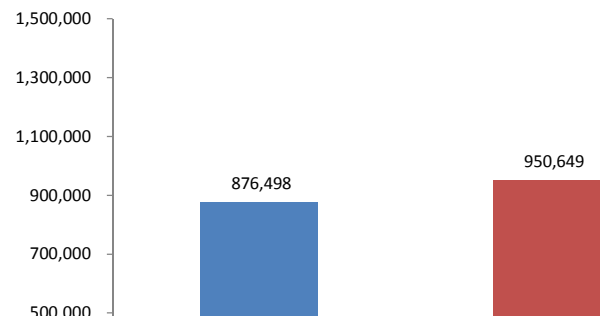
Permanentes

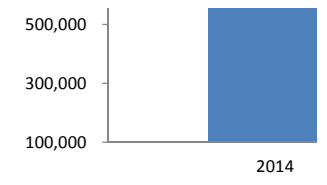
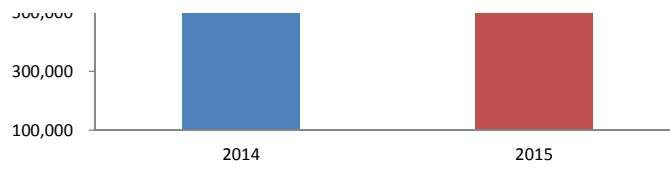


P

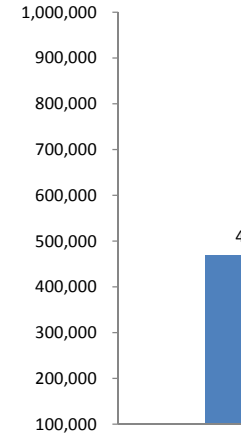
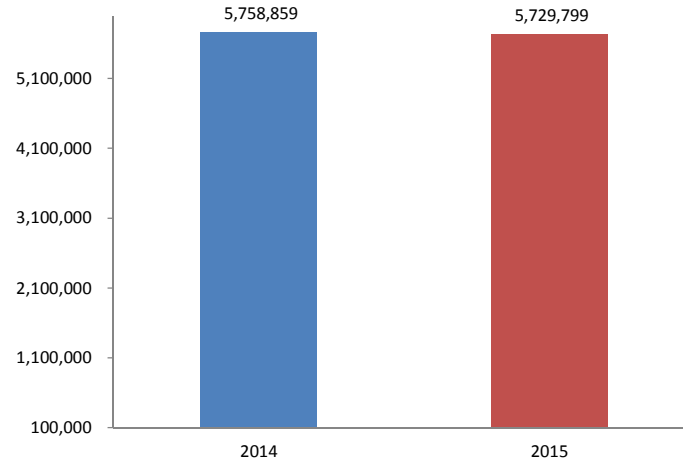


Transitorios





Montes y Bosques



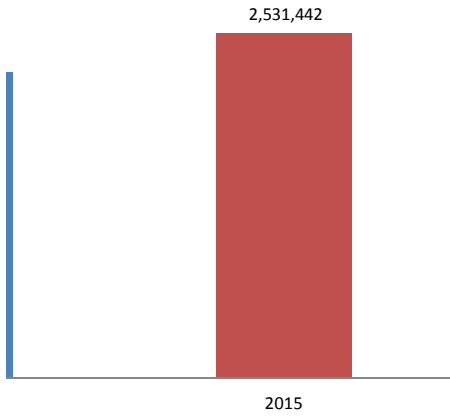
4

PROVINCIA

| CULTIVADOS | PASTOS NATURALES | | PÁRAMOS | | MONTES Y BOSQUES | | OTROS USOS | |
|------------|------------------|---------|---------|---------|------------------|-----------|------------|---------|
| | 2014 | 2015 | 2014 | 2015 | 2014 | 2015 | 2014 | 2015 |
| 2,531,442 | 828,333 | 706,777 | 499,258 | 454,347 | 5,758,859 | 5,729,799 | 468,180 | 612,090 |
| 708,067 | 517,835 | 542,314 | 434,898 | 428,095 | 1,463,281 | 1,428,028 | 136,730 | 185,910 |
| 1,345,121 | 195,650 | 138,893 | 8,423 | 9,344 | 1,369,143 | 1,393,764 | 199,521 | 261,724 |
| 473,842 | 113,864 | 23,490 | 55,937 | 16,908 | 2,915,657 | 2,902,283 | 125,276 | 156,368 |
| 4,413 | 985 | 2,079 | . | . | 10,778 | 5,723 | 6,653 | 8,089 |
| | | | | | | | | |
| | | | | | | | | |
| 34,359 | 132,654 | 153,596 | 62,171 | 54,195 | 265,736 | 242,146 | 14,875 | 24,343 |
| 123,896 | 10,688 | 13,363 | 1,376 | 6,232 | 72,348 | 66,545 | 11,473 | 9,544 |
| 14,947 | 68,003 | 57,619 | 9,435 | 18,487 | 71,877 | 72,428 | 8,126 | 12,266 |
| 20,240 | 20,358 | 29,817 | 15,300 | 5,167 | 94,160 | 106,794 | 5,137 | 7,669 |
| 70,621 | 46,058 | 55,829 | 65,904 | 71,276 | 111,605 | 125,373 | 14,718 | 27,458 |
| 54,431 | 51,710 | 36,869 | 95,123 | 109,612 | 124,771 | 104,218 | 21,424 | 13,457 |
| 35,407 | 24,905 | 20,827 | 53,322 | 34,622 | 138,827 | 156,926 | 13,729 | 17,269 |
| 97,019 | 98,935 | 99,505 | 40,198 | 15,444 | 272,260 | 250,534 | 12,154 | 15,713 |
| 109,804 | 48,434 | 58,653 | 65,946 | 82,604 | 229,100 | 238,062 | 19,462 | 37,987 |
| 32,629 | 16,089 | 16,129 | 26,123 | 30,456 | 45,453 | 37,589 | 8,950 | 14,087 |
| 114,714 | . | 107 | . | . | 37,144 | 27,412 | 6,684 | 6,117 |
| | | | | | | | | |
| | | | | | | | | |
| 130,541 | 62,568 | 21,866 | 8,423 | 9,344 | 161,127 | 116,380 | 18,282 | 32,115 |
| 254,992 | 3,557 | 5,481 | . | . | 504,074 | 521,099 | 55,049 | 43,876 |
| 138,903 | 59,700 | 66,756 | . | . | 192,419 | 217,550 | 56,796 | 81,126 |
| 62,462 | 21,992 | 18,582 | . | . | 71,893 | 64,583 | 27,738 | 36,039 |
| 751,872 | 45,870 | 23,991 | . | . | 390,888 | 417,212 | 39,270 | 64,907 |
| 6,352 | 1,962 | 2,217 | . | . | 48,743 | 56,940 | 2,386 | 3,661 |

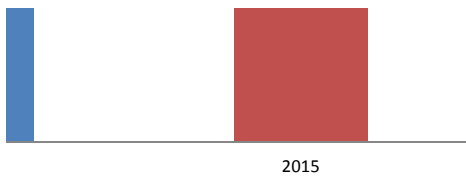
| | | | | | | | | | |
|---------|--------|-------|--------|--------|---------|---------|--------|--------|--|
| | | | | | | | | | |
| 184,736 | 55,104 | 8,592 | 24,007 | 1,757 | 580,798 | 566,163 | 27,339 | 39,059 | |
| 16,005 | 5,046 | 2,887 | 31,930 | 15,152 | 338,479 | 381,759 | 14,514 | 21,050 | |
| 77,972 | 204 | 911 | . | . | 491,037 | 461,200 | 20,811 | 27,519 | |
| 22,465 | 3,813 | 3,777 | . | . | 769,683 | 774,967 | 30,423 | 22,344 | |
| 88,779 | 30,450 | 2,768 | . | . | 574,300 | 565,593 | 26,956 | 33,372 | |
| 83,885 | 19,248 | 4,555 | . | . | 161,360 | 152,601 | 5,232 | 13,024 | |
| 4,413 | 985 | 2,079 | . | . | 10,778 | 5,723 | 6,653 | 8,089 | |

Pastos cultivados

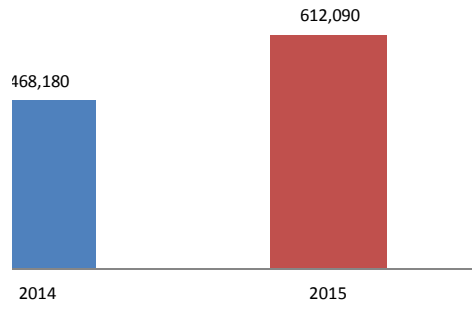



Pastos Naturales






Otros usos







ENCUESTA DE SUPERFICIE Y PRODUCCIÓN AGROPECUARIA CONTINUA 2014
TABLA 2. SUPERFICIE, PRODUCCIÓN Y VENTAS, SEGÚN CULTIVOS PERMANENTES

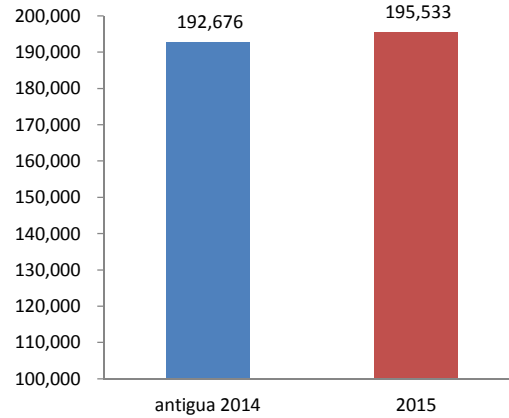
| CULTIVOS PERMANENTES | | | | | | | |
|---|----------|-----------|-----------|-----------------|-----------|-----------|-----------|
| | | Plantada | | Edad Productiva | | Cosechada | |
| | | 2014 | 2015 | 2014 | 2015 | 2014 | 2015 |
| TOTAL NACIONAL | Solo | 1,317,025 | 1,357,464 | 1,110,683 | 1,186,174 | 1,031,920 | 1,108,439 |
| | Asociado | 201,074 | 221,076 | 162,021 | 178,415 | 147,866 | 165,990 |
| BANANO (FRUTA FRESCA) | Solo | 181,886 | 183,081 | 175,800 | 178,340 | 173,586 | 175,489 |
| | Asociado | 10,790 | 12,452 | 9,730 | 10,535 | 8,572 | 9,999 |
| CACAO (ALMENDRA SECA) | Solo | 380,255 | 448,776 | 341,703 | 407,011 | 311,977 | 368,045 |
| | Asociado | 80,774 | 88,635 | 66,280 | 69,636 | 60,659 | 64,049 |
| CAFÉ (GRANO ORO) | Solo | 56,146 | 60,355 | 48,597 | 50,716 | 27,679 | 32,226 |
| | Asociado | 11,726 | 19,389 | 9,569 | 13,659 | 7,805 | 11,801 |
| CAÑA DE AZÚCAR PARA AZÚCAR (TALLO FRESCO) | Solo | 113,293 | 104,558 | 98,106 | 103,103 | 96,892 | 102,616 |
| | Asociado | . | . | . | . | . | . |
| CAÑA DE AZÚCAR PARA OTROS USOS (TALLO FRESCO) | Solo | 28,490 | 19,388 | . | . | . | . |
| | Asociado | . | . | . | . | . | . |
| MANGO (FRUTA FRESCA) | Solo | 22,210 | 15,219 | 20,182 | 10,221 | 20,036 | 8,403 |
| | Asociado | 160 | 36 | 157 | 36 | 157 | 36 |
| MARACUYÁ (FRUTA FRESCA) | Solo | 11,465 | 9,465 | 7,959 | 7,926 | 7,450 | 7,556 |
| | Asociado | 5,398 | 3,676 | 3,157 | 3,378 | 3,120 | 3,348 |
| NARANJA (FRUTA FRESCA) | Solo | 4,378 | 4,372 | 3,763 | 3,528 | 3,578 | 3,500 |
| | Asociado | 14,927 | 21,771 | 13,743 | 19,081 | 13,483 | 18,781 |

| | | | | | | | |
|--------------------------------|----------|---------|---------|---------|---------|---------|---------|
| PALMA AFRICANA (FRUTA FRESCA) | Solo | 362,520 | 355,123 | 283,668 | 290,850 | 268,737 | 281,892 |
| | Asociado | 12,358 | 14,283 | 3,324 | 9,426 | 3,274 | 8,451 |
| PLÁTANO (FRUTA FRESCA) | Solo | 83,173 | 80,875 | 72,769 | 73,824 | 67,419 | 70,247 |
| | Asociado | 48,167 | 42,480 | 41,310 | 37,871 | 37,154 | 35,570 |
| TOMATE DE ÁRBOL (FRUTA FRESCA) | Solo | 4,494 | 2,862 | 3,818 | 1,740 | 3,767 | 1,533 |
| | Asociado | 315 | 677 | 252 | 483 | 252 | 448 |
| OTROS PERMANENTES | Solo | 68,717 | 54,112 | 54,317 | 42,570 | 50,798 | 40,785 |
| | Asociado | 16,459 | 16,756 | 14,499 | 14,031 | 13,391 | 13,229 |

Fuente: INEC 2014

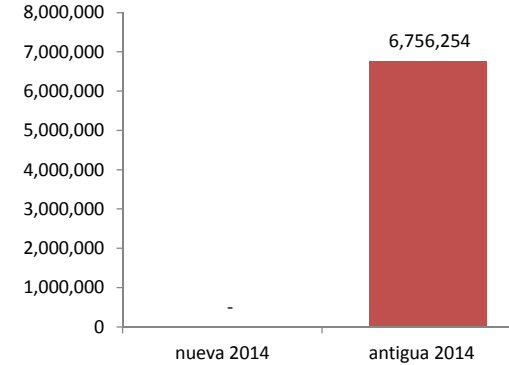
| Banano | PRODUCCIÓN | | | |
|--------|--------------|---------|------------|--------------|
| | antigua 2014 | 2015 | nueva 2014 | antigua 2014 |
| | 192,676 | 195,533 | #¡REF! | 6,756,254 |

Banano superficie plantada



| | |
|--------------|------|
| antigua 2014 | 2015 |
|--------------|------|

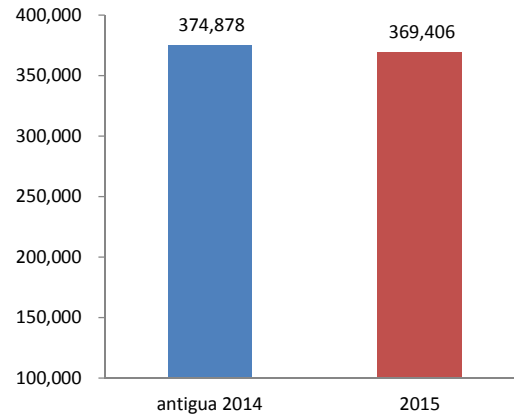
Producción



| | |
|------------|-----------|
| nueva 2014 | 2015 |
| #¡REF! | 4,175,659 |

PALMA 374,878 369,406

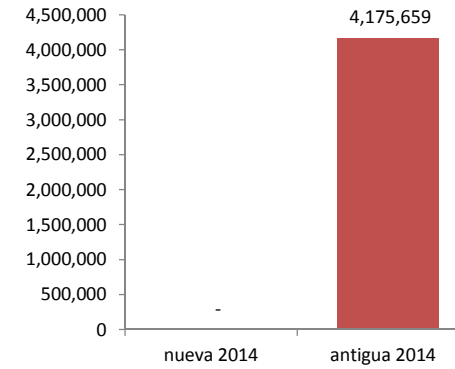
Palma superficie plantada



| antigua 2014 | 2015 |
|--------------|------|
| | |

Caña 113,227 104,558

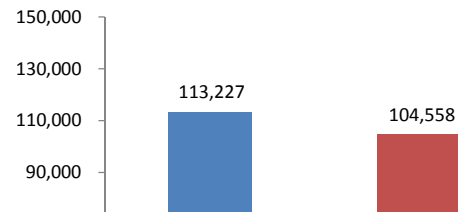
Producción



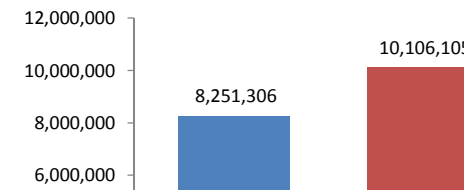
| nueva 2014 | 2015 |
|------------|------|
| | |

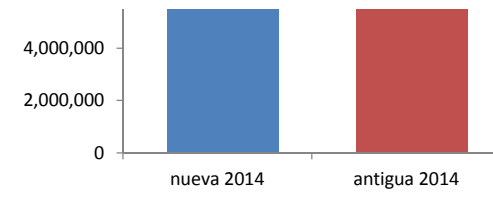
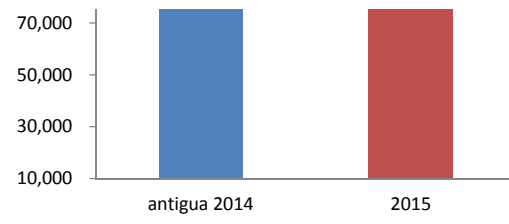
8,251,306 10,106,105


Caña superficie plantada



Producción








| PRODUCCIÓN (Tm.) | | VENTAS (Tm.) | | Rendimiento | |
|------------------|------------|--------------|------------|-------------|-------|
| 2014 | 2015 | 2014 | 2015 | 2014 | 2015 |
| . | 22,735,139 | . | 22,070,909 | | |
| . | 508,599 | . | 443,249 | | |
| 6,672,143 | 7,130,825 | 6,480,384 | 6,980,252 | 38.44 | 40.63 |
| 84,110 | 63,606 | 64,680 | 38,369 | 9.81 | 6.36 |
| 137,405 | 162,546 | 135,146 | 161,021 | 0.44 | 0.44 |
| 18,811 | 17,646 | 18,730 | 17,410 | 0.31 | 0.28 |
| 3,551 | 3,835 | 3,305 | 3,480 | 0.13 | 0.12 |
| 674 | 1,462 | 617 | 1,361 | 0.09 | 0.12 |
| 8,251,306 | 10,106,105 | 8,246,033 | 10,104,331 | 85.16 | 98.48 |
| . | . | . | . | | |
| . | . | . | . | | |
| 169,841 | 60,042 | 168,509 | 56,059 | 8.48 | 7.15 |
| 268 | 91 | 165 | 84 | 1.71 | 2.50 |
| 40,801 | 43,380 | 40,268 | 42,494 | 5.48 | 5.74 |
| 20,219 | 18,454 | 19,951 | 18,243 | 6.48 | 5.51 |
| 26,355 | 22,535 | 25,038 | 21,874 | 7.37 | 6.44 |
| 87,841 | 94,274 | 86,500 | 92,702 | 6.51 | 5.02 |

| | | | | | |
|-----------|-----------|-----------|-----------|-------|-------|
| 3,422,235 | 4,087,335 | 3,422,091 | 3,666,792 | 12.73 | 14.50 |
| 46,275 | 88,323 | 46,275 | 88,323 | 14.14 | 10.45 |
| 535,371 | 516,655 | 454,700 | 456,790 | 7.94 | 7.35 |
| 225,855 | 158,884 | 186,606 | 125,670 | 6.08 | 4.47 |
| 22,357 | 13,757 | 21,221 | 13,389 | 5.93 | 8.97 |
| 2,186 | 2,419 | 2,130 | 2,390 | 8.69 | 5.39 |
| . | 267,480 | . | 253,821 | | |
| . | 57,228 | . | 52,751 | | |

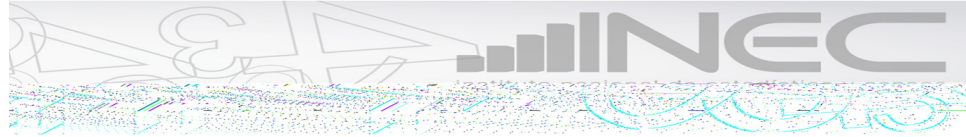


ENCUESTA DE SUPERFICIE Y PRODUCCIÓN AGROPECUARIA CONTINUA 2014
 TABLA 12. SUPERFICIE, PRODUCCIÓN Y VENTAS, SEGÚN REGIÓN Y PROVINCIA
 BANANO (Fruta fresca)

| REGIÓN Y PROVINCIA | SUPERFICIE (Has.) | | | | | | |
|--------------------------------|-------------------|---------|-----------|---------|------------------|-----------|-----------|
| | Plantada | | Cosechada | | PRODUCCIÓN (Tm.) | | |
| | 2014 | 2015 | 2014 | 2015 | 2014 | 2015 | |
| TOTAL NACIONAL | 192,676 | 195,533 | 182,158 | 185,489 | 6,756,254 | 7,194,431 | |
| REGIÓN SIERRA | 19,706 | 23,035 | 16,769 | 20,479 | 279,405 | 436,727 | |
| REGIÓN COSTA | 169,187 | 164,228 | 162,333 | 158,727 | 6,392,223 | 6,553,120 | |
| REGIÓN ORIENTAL | 1,787 | 3,970 | 1,098 | 2,248 | 3,289 | 7,334 | |
| ZONAS NO DELIMITADAS | 1,996 | 4,300 | 1,958 | 4,035 | 81,336 | 197,251 | |
| REGIÓN SIERRA | | | | | | | |
| AZUAY | Solo | 419 | 1,198 | 168 | 1,047 | 976 | 3,092 |
| | Asociado | 316 | 715 | 303 | 586 | 633 | 3,003 |
| BOLÍVAR | Solo | 2,956 | 2,488 | 2,629 | 2,234 | 35,387 | 20,497 |
| | Asociado | 473 | 2,227 | 424 | 1,930 | 3,284 | 19,615 |
| CAÑAR | Solo | 5,598 | 5,148 | 4,909 | 4,929 | 110,944 | 174,001 |
| | Asociado | 856 | 512 | 856 | 398 | 1,477 | 558 |
| CARCHI | Solo | 38 | 354 | 38 | 227 | 441 | 1,953 |
| | Asociado | . | . | . | . | . | . |
| COTOPAXI | Solo | 2,907 | 5,324 | 2,631 | 5,320 | 36,669 | 180,580 |
| | Asociado | 194 | . | 71 | . | 306 | . |
| CHIMBORAZO | Solo | 431 | 779 | 317 | 762 | 774 | 1,573 |
| | Asociado | . | 108 | . | 108 | . | 528 |
| IMBABURA | Solo | 77 | 72 | 77 | 72 | 711 | 686 |
| | Asociado | . | . | . | . | . | . |
| LOJA | Solo | 1,671 | 1,450 | 947 | 922 | 5,975 | 8,372 |
| | Asociado | 1,069 | 2,184 | 703 | 1,487 | 1,788 | 3,966 |
| PICHINCHA | Solo | 409 | . | 409 | . | 374 | . |
| | Asociado | . | 19 | . | 11 | . | 29 |
| TUNGURAHUA | Solo | . | . | . | . | . | . |
| | Asociado | . | . | . | . | . | . |
| SANTO DOMINGO DE LOS TSÁCHILAS | Solo | 2,292 | 457 | 2,288 | 447 | 79,668 | 18,273 |
| | Asociado | . | . | . | . | . | . |
| REGIÓN COSTA | | | | | | | |
| EL ORO | Solo | 32,205 | 38,375 | 31,480 | 37,758 | 1,011,428 | 1,379,521 |
| | Asociado | 1,506 | 1,578 | 988 | 1,359 | 8,953 | 7,482 |
| ESMERALDAS | Solo | 1,855 | 2,862 | 1,818 | 2,853 | 35,789 | 141,521 |
| | Asociado | 855 | 138 | 722 | 138 | 2,722 | 803 |
| GUAYAS | Solo | 37,774 | 58,187 | 37,350 | 56,546 | 1,684,304 | 2,334,727 |
| | Asociado | 74 | . | 74 | . | 2,175 | . |
| LOS RÍOS | Solo | 83,605 | 53,201 | 80,772 | 51,583 | 3,483,860 | 2,571,959 |
| | Asociado | 1,549 | 540 | 1,528 | 540 | 48,500 | 2,884 |
| MANABÍ | Solo | 6,394 | 5,282 | 4,751 | 4,559 | 86,688 | 87,997 |
| | Asociado | 2,713 | 3,813 | 2,193 | 3,140 | 11,076 | 21,354 |
| SANTA ELENA | Solo | 656 | 250 | 656 | 250 | 16,729 | 4,870 |

| | | | | | | | |
|-----------------------------|----------|-------|-------|-------|-------|--------|---------|
| SANTA ELENA | Asociado | . | . | . | . | . | . |
| REGIÓN ORIENTAL | | | | | | | |
| MORONA SANTIAGO | Solo | 447 | 1,134 | 375 | 542 | 727 | 1,181 |
| | Asociado | 347 | 89 | 103 | 18 | 218 | 45 |
| NAPO | Solo | 184 | . | 128 | . | 879 | . |
| | Asociado | 137 | . | . | . | . | . |
| ORELLANA | Solo | 266 | . | 175 | . | 375 | . |
| | Asociado | . | . | . | . | . | . |
| PASTAZA | Solo | . | . | . | . | . | . |
| | Asociado | . | . | . | . | . | . |
| SUCUMBÍOS | Solo | . | 53 | . | 26 | . | 11 |
| | Asociado | 281 | 8 | 192 | 8 | 643 | 52 |
| ZAMORA CHINCHIPE | Solo | 124 | 2,373 | 124 | 1,585 | 435 | 5,830 |
| | Asociado | 2 | 313 | 2 | 69 | 12 | 215 |
| ZONAS NO DELIMITADAS | Solo | 1,577 | 4,093 | 1,544 | 3,827 | 79,010 | 194,180 |
| | Asociado | 418 | 207 | 414 | 207 | 2,325 | 3,071 |

Fuente: INEC 2014



| VENTAS (Tm.) | |
|-----------------|-----------|
| 2014 | 2015 |
| 6,545,064 | 7,018,621 |
| 262,742 | 399,933 |
| 6,199,301 | 6,423,461 |
| 1,685 | 6,250 |
| 81,336 | 188,978 |
| | |
| | |
| 133 | 1,482 |
| 479 | 1,756 |
| 32,561 | 16,333 |
| 2,281 | 16,842 |
| 110,680 | 164,335 |
| 368 | 481 |
| . | 1,627 |
| . | . |
| 34,386 | 173,896 |
| 269 | . |
| 424 | 1,087 |
| . | 528 |
| 596 | 307 |
| . | . |
| 2,010 | 1,092 |
| 558 | 2,064 |
| . | . |
| . | . |
| . | . |
| 77,998 | 18,103 |
| . | . |
| | |
| | |
| 989,125 | 1,367,726 |
| 6,528 | 7,226 |
| 34,816 | 140,687 |
| 17 | 703 |
| 1,661,300 | 2,301,264 |
| 2,140 | . |
| 3,398,417 | 2,524,924 |
| 45,792 | 1,797 |
| 40,720 | 70,491 |
| 3,733 | 3,960 |
| 16,713 | 4,682 |

| | |
|--------|---------|
| . | . |
| . | . |
| 444 | 561 |
| 150 | 44 |
| 662 | . |
| . | . |
| 282 | . |
| . | . |
| . | . |
| 29 | 10 |
| 108 | 5,450 |
| 10 | 185 |
| 79,010 | 186,205 |
| 2,325 | 2,773 |

ENCUESTA DE SUPERFICIE Y PRODUCCIÓN AGROPECUARIA CONTINUA 2014
 TABLA 15. SUPERFICIE, PRODUCCIÓN Y VENTAS, SEGÚN REGIÓN Y PROVINCIA
 CAÑA DE AZÚCAR PARA AZÚCAR (Fruta fresca)

| REGIÓN Y PROVINCIA | SUPERFICIE (Has.) | | | | | | | |
|--------------------------------|-------------------|---------|-----------|---------|------------------|------------|--------------|------------|
| | Plantada | | Cosechada | | PRODUCCIÓN (Tm.) | | VENTAS (Tm.) | |
| | 2014 | 2015 | 2014 | 2015 | 2014 | 2015 | 2014 | 2015 |
| TOTAL NACIONAL | 113,293 | 104,558 | 96,892 | 102,616 | 8,251,306 | 10,106,105 | 8,246,033 | 10,104,331 |
| REGIÓN SIERRA | 29,899 | 29,847 | 21,598 | 28,553 | 2,059,316 | 3,054,115 | 2,059,316 | 3,052,341 |
| REGIÓN COSTA | 83,394 | 74,711 | 75,294 | 74,063 | 6,191,989 | 7,051,990 | 6,186,717 | 7,051,990 |
| REGIÓN ORIENTAL | - | - | - | - | - | - | - | - |
| ZONAS NO DELIMITADAS | - | - | - | - | - | - | - | - |
| REGIÓN SIERRA | | | | | | | | |
| AZUAY | Solo | - | - | - | - | - | - | - |
| | Asociado | - | - | - | - | - | - | - |
| BOLÍVAR | Solo | - | - | - | - | - | - | - |
| | Asociado | - | - | - | - | - | - | - |
| CAÑAR | Solo | 12,022 | 16,497 | 11,349 | 16,497 | 783,223 | 1,365,499 | 783,223 |
| | Asociado | - | - | - | - | - | - | - |
| CARCHI | Solo | 1,014 | 1,029 | - | 611 | - | 45,002 | - |
| | Asociado | - | - | - | - | - | - | 45,002 |
| COTOPAXI | Solo | - | - | - | - | - | - | - |
| | Asociado | - | - | - | - | - | - | - |
| CHIMBORAZO | Solo | - | - | - | - | - | - | - |
| | Asociado | - | - | - | - | - | - | - |
| IMBABURA | Solo | 6,922 | 2,452 | 2,934 | 1,577 | 422,131 | 210,689 | 422,131 |
| | Asociado | - | - | - | - | - | - | 208,915 |
| LOJA | Solo | 9,941 | 9,868 | 7,315 | 9,868 | 853,962 | 1,432,926 | 853,962 |
| | Asociado | - | - | - | - | - | - | 1,432,926 |
| PICHINCHA | Solo | - | - | - | - | - | - | - |
| | Asociado | - | - | - | - | - | - | - |
| TUNGURAHUA | Solo | - | - | - | - | - | - | - |
| | Asociado | - | - | - | - | - | - | - |
| SANTO DOMINGO DE LOS TSÁCHILAS | Solo | - | - | - | - | - | - | - |
| | Asociado | - | - | - | - | - | - | - |
| REGIÓN COSTA | | | | | | | | |
| EL ORO | Solo | - | - | - | - | - | - | - |
| | Asociado | - | - | - | - | - | - | - |
| ESMERALDAS | Solo | - | - | - | - | - | - | - |
| | Asociado | - | - | - | - | - | - | - |
| GUAYAS | Solo | 81,936 | 73,424 | 73,836 | 72,776 | 6,048,592 | 6,947,415 | 6,043,319 |
| | Asociado | - | - | - | - | - | - | 6,947,415 |
| LOS RÍOS | Solo | 1,458 | 1,287 | 1,458 | 1,287 | 143,397 | 104,575 | 143,397 |
| | Asociado | - | - | - | - | - | - | 104,575 |
| MANABÍ | Solo | - | - | - | - | - | - | - |
| | Asociado | - | - | - | - | - | - | - |
| SANTA ELENA | Solo | - | - | - | - | - | - | - |
| | Asociado | - | - | - | - | - | - | - |
| REGIÓN ORIENTAL | | | | | | | | |
| MORONA SANTIAGO | Solo | - | - | - | - | - | - | - |
| | Asociado | - | - | - | - | - | - | - |
| NAPO | Solo | - | - | - | - | - | - | - |
| | Asociado | - | - | - | - | - | - | - |
| ORELLANA | Solo | - | - | - | - | - | - | - |
| | Asociado | - | - | - | - | - | - | - |
| PASTAZA | Solo | - | - | - | - | - | - | - |
| | Asociado | - | - | - | - | - | - | - |
| SUCUMBIÓS | Solo | - | - | - | - | - | - | - |
| | Asociado | - | - | - | - | - | - | - |
| ZAMORA CHINCHIPE | Solo | - | - | - | - | - | - | - |
| | Asociado | - | - | - | - | - | - | - |
| ZONAS NO DELIMITADAS | Solo | - | - | - | - | - | - | - |
| | Asociado | - | - | - | - | - | - | - |

ENCUESTA DE SUPERFICIE Y PRODUCCIÓN AGROPECUARIA CONTINUA 2014
 TABLA 20. SUPERFICIE, PRODUCCIÓN Y VENTAS, SEGÚN REGIÓN Y PROVINCIA
 PALMA AFRICANA (Fruta fresca)

| REGIÓN Y PROVINCIA | SUPERFICIE (Has.) | | | | | | | |
|--------------------------------|-------------------|---------|-----------|---------|------------------|-----------|--------------|-----------|
| | Plantada | | Cosechada | | PRODUCCIÓN (Tm.) | | VENTAS (Tm.) | |
| | 2014 | 2015 | 2014 | 2015 | 2014 | 2015 | 2014 | 2015 |
| TOTAL NACIONAL | 374,878 | 369,406 | 272,011 | 290,343 | 3,468,510 | 4,175,659 | 3,468,366 | 3,755,115 |
| REGIÓN SIERRA | 31,308 | 40,239 | 26,410 | 35,514 | 333,489 | 374,405 | 333,489 | 374,405 |
| REGIÓN COSTA | 267,096 | 269,477 | 190,593 | 206,449 | 2,330,192 | 2,993,695 | 2,330,048 | 2,993,677 |
| REGIÓN ORIENTAL | 65,606 | 45,068 | 45,288 | 36,787 | 735,125 | 712,755 | 735,125 | 292,230 |
| ZONAS NO DELIMITADAS | 10,868 | 14,622 | 9,720 | 11,593 | 69,704 | 94,803 | 69,704 | 94,803 |
| REGIÓN SIERRA | | | | | | | | |
| AZUAY | Solo | - | - | - | - | - | - | - |
| | Asociado | - | - | - | - | - | - | - |
| BOLÍVAR | Solo | - | 1,172 | - | 724 | - | 7,858 | - |
| | Asociado | 137 | 83 | - | - | - | - | 7,858 |
| CAÑAR | Solo | - | - | - | - | - | - | - |
| | Asociado | - | - | - | - | - | - | - |
| CARCHI | Solo | - | - | - | - | - | - | - |
| | Asociado | - | - | - | - | - | - | - |
| COTOPAXI | Solo | 485 | 2,156 | 485 | 1,509 | 3,208 | 1,372 | 3,208 |
| | Asociado | 465 | - | - | - | - | - | - |
| CHIMBORAZO | Solo | - | - | - | - | - | - | - |
| | Asociado | - | - | - | - | - | - | - |
| IMBABURA | Solo | - | - | - | - | - | - | - |
| | Asociado | - | - | - | - | - | - | - |
| LOJA | Solo | - | - | - | - | - | - | - |
| | Asociado | - | - | - | - | - | - | - |
| PICHINCHA | Solo | 3,719 | 5,584 | 2,886 | 5,056 | 22,510 | 38,193 | 22,510 |
| | Asociado | 83 | 168 | 63 | 138 | 381 | 384 | 381 |
| TUNGURAHUA | Solo | - | - | - | - | - | - | - |
| | Asociado | - | - | - | - | - | - | - |
| SANTO DOMINGO DE LOS TSÁCHILAS | Solo | 24,022 | 26,422 | 21,884 | 24,422 | 286,408 | 276,716 | 286,408 |
| | Asociado | 2,397 | 4,654 | 1,092 | 3,665 | 20,982 | 49,902 | 20,982 |
| REGIÓN COSTA | | | | | | | | |
| EL ORO | Solo | - | - | - | - | - | - | - |
| | Asociado | - | 208 | - | - | - | - | - |
| ESMERALDAS | Solo | 188,302 | 202,870 | 145,601 | 158,551 | 1,665,800 | 2,349,873 | 1,665,800 |
| | Asociado | 2,797 | 3,378 | 377 | 2,244 | 5,072 | 27,977 | 5,072 |
| GUAYAS | Solo | 14,534 | 18,069 | 4,659 | 10,850 | 64,455 | 117,577 | 64,455 |
| | Asociado | 1 | 86 | - | - | - | - | - |
| LOS RÍOS | Solo | 48,080 | 32,513 | 38,072 | 26,913 | 556,801 | 411,444 | 556,657 |
| | Asociado | 4,625 | 1,134 | 531 | 265 | 5,034 | 1,417 | 5,034 |
| MANABÍ | Solo | 8,073 | 10,568 | 3,348 | 7,092 | 32,881 | 82,686 | 32,881 |
| | Asociado | 9 | 651 | 6 | 534 | 150 | 2,720 | 150 |
| SANTA ELENA | Solo | 675 | - | - | - | - | - | - |
| | Asociado | - | - | - | - | - | - | - |
| REGIÓN ORIENTAL | | | | | | | | |
| MORONA SANTIAGO | Solo | - | - | - | - | - | - | - |
| | Asociado | - | - | - | - | - | - | - |
| NAPO | Solo | - | - | - | - | - | - | - |
| | Asociado | - | - | - | - | - | - | - |
| ORELLANA | Solo | 38,262 | 13,423 | 30,541 | 9,589 | 542,647 | 137,053 | 542,647 |
| | Asociado | - | - | - | - | - | - | 137,039 |
| PASTAZA | Solo | - | - | - | - | - | - | - |
| | Asociado | - | - | - | - | - | - | - |
| SUCUMBIOS | Solo | 27,344 | 31,524 | 14,747 | 27,198 | 192,478 | 575,702 | 192,478 |
| | Asociado | - | 121 | - | - | - | - | 155,191 |
| ZAMORA CHINCHIPE | Solo | - | - | - | - | - | - | - |
| | Asociado | - | - | - | - | - | - | - |
| ZONAS NO DELIMITADAS | Solo | 9,024 | 10,821 | 8,515 | 9,987 | 55,048 | 88,861 | 55,048 |
| | Asociado | 1,844 | 3,801 | 1,205 | 1,606 | 14,656 | 5,943 | 14,656 |

ENCUESTA DE SUPERFICIE Y PRODUCCIÓN AGROPECUARIA CONTINUA 2014
 TABLA 6. SUPERFICIE, PRODUCCIÓN Y VENTAS, SEGÚN CULTIVOS TRANSITORIOS

| CULTIVOS TRANSITORIOS | | ENCUESTA DE SUPERFICIE Y PRODUCCIÓN AGROPECUARIA CONTINUA 2014 | | | | | | |
|-------------------------------|----------|--|-----------|-----------|-----------|------------------|-----------|-----------|
| | | Sembrada | | Cosechada | | PRODUCCIÓN (Tm.) | | VENTA |
| | | 2014 | 2015 | 2014 | 2015 | 2014 | 2015 | 2014 |
| TOTAL NACIONAL | Solo | 1,021,830 | 1,095,593 | 962,931 | 1,023,975 | . | 4,665,727 | . |
| | Asociado | 134,064 | 123,243 | 124,870 | 106,215 | . | 169,624 | . |
| ARROZ (EN CÁSCARA) | Solo | 375,820 | 399,535 | 354,136 | 375,117 | 1,379,954 | 1,652,793 | 1,282,065 |
| | Asociado | . | . | . | . | . | . | . |
| ARVEJA SECA (GRANO SECO) | Solo | 1,899 | 1,575 | 1,674 | 1,282 | 799 | 500 | 498 |
| | Asociado | 485 | 384 | 353 | 247 | 91 | 80 | 20 |
| ARVEJA TIERNA (EN VAINA) | Solo | 6,831 | 6,600 | 6,087 | 5,693 | 10,135 | 7,349 | 9,400 |
| | Asociado | 1,145 | 908 | 1,089 | 616 | 810 | 535 | 389 |
| BRÓCOLI (REPOLLO) | Solo | 6,865 | 7,717 | 6,864 | 7,530 | 113,005 | 106,850 | 112,680 |
| | Asociado | 3 | 100 | 3 | 76 | 24 | 536 | 23 |
| CEBADA (GRANO SECO) | Solo | 16,346 | 11,254 | 15,688 | 10,300 | 14,490 | 8,927 | 10,016 |
| | Asociado | . | . | . | . | . | . | . |
| FRÉJOL SECO (GRANO SECO) | Solo | 8,498 | 10,554 | 7,307 | 9,538 | 4,719 | 6,128 | 3,507 |
| | Asociado | 21,096 | 20,557 | 19,293 | 16,583 | 7,831 | 6,750 | 4,515 |
| FRÉJOL TIERNO (EN VAINA) | Solo | 9,497 | 6,045 | 9,097 | 5,460 | 11,907 | 9,323 | 11,288 |
| | Asociado | 9,988 | 18,336 | 8,861 | 16,456 | 5,949 | 13,903 | 3,707 |
| HABA SECA (GRANO SECO) | Solo | 2,958 | 1,398 | 2,531 | 1,124 | 1,800 | 860 | 967 |
| | Asociado | 4,745 | 3,735 | 4,186 | 2,855 | 2,157 | 1,330 | 1,013 |
| HABA TIERNA (EN VAINA) | Solo | 8,266 | 5,508 | 7,620 | 5,031 | 22,893 | 13,876 | 20,152 |
| | Asociado | 4,068 | 3,489 | 3,742 | 2,988 | 3,404 | 2,442 | 1,231 |
| MAÍZ DURO CHOCLO (EN CHOCLO) | Solo | 5,633 | 4,711 | 5,371 | 4,254 | 17,058 | 4,812 | 15,398 |
| | Asociado | 5,069 | 1,797 | 4,494 | 1,616 | 5,650 | 590 | 4,924 |
| MAÍZ DURO SECO (GRANO SECO) | Solo | 369,748 | 416,651 | 352,200 | 397,672 | 1,468,802 | 1,778,150 | 1,407,490 |
| | Asociado | 27,774 | 22,503 | 26,342 | 21,756 | 64,417 | 95,374 | 57,886 |
| MAÍZ SUAVE CHOCLO (EN CHOCLO) | Solo | 22,270 | 52,044 | 20,196 | 47,702 | 55,358 | 97,333 | 48,603 |
| | Asociado | 19,956 | 17,372 | 18,446 | 14,417 | 19,701 | 14,764 | 9,431 |
| MAÍZ SUAVE SECO (GRANO SECO) | Solo | 35,251 | 32,181 | 32,407 | 25,431 | 22,780 | 15,831 | 12,415 |
| | Asociado | 27,655 | 24,865 | 26,240 | 20,443 | 13,938 | 10,719 | 4,841 |
| PAPA (TUBÉRCULO FRESCO) | Solo | 33,329 | 31,489 | 32,546 | 29,239 | 417,178 | 393,526 | 369,464 |
| | Asociado | 684 | 548 | 662 | 465 | 3,883 | 3,994 | 1,774 |
| SOYA (GRANO SECO) | Solo | 28,288 | 23,277 | 26,517 | 22,493 | 32,681 | 32,697 | 32,379 |
| | Asociado | . | . | . | . | . | . | . |

| | | | | | | | | |
|-----------------------------|----------|--------|--------|--------|--------|--------|---------|--------|
| TOMATE RIÑÓN (FRUTA FRESCA) | Solo | 2,679 | 2,512 | 2,509 | 2,346 | 67,718 | 68,355 | 66,688 |
| | Asociado | 282 | 31 | 282 | . | 4,112 | . | 3,836 |
| TRIGO (GRANO SECO) | Solo | 6,167 | 3,225 | 6,082 | 2,865 | 6,814 | 2,053 | 3,835 |
| | Asociado | . | . | . | . | . | . | . |
| YUCA (RAÍZ FRESCA) | Solo | 14,642 | 15,523 | 14,160 | 14,576 | 91,574 | 63,061 | 70,016 |
| | Asociado | 4,648 | 3,572 | 4,610 | 3,328 | 19,720 | 12,139 | 14,289 |
| OTROS TRANSITORIOS | Solo | 66,842 | 56,042 | 59,938 | 49,265 | . | 390,624 | . |
| | Asociado | 6,466 | 4,913 | 6,267 | 4,280 | . | 6,439 | . |

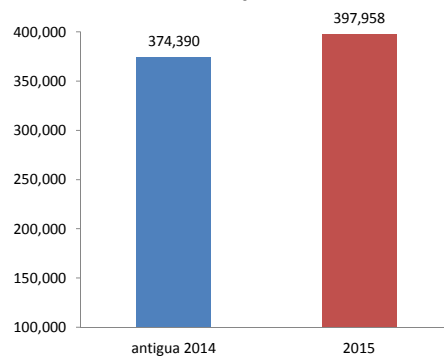
Fuente: INEC 2014

plantada

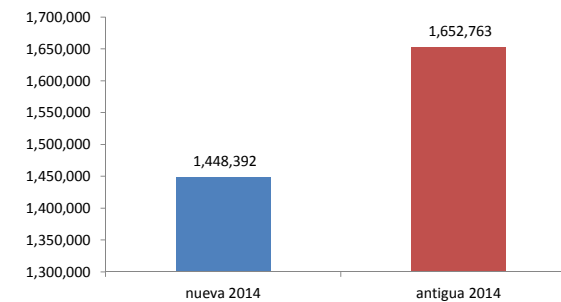
| nueva 2014 | antigua 2014 |
|------------|--------------|
| 374,390 | 397,958 |

| antigua 2014 | 2015 |
|--------------|-----------|
| 1,448,392 | 1,652,763 |

Arroz superficie sembrada



Producción



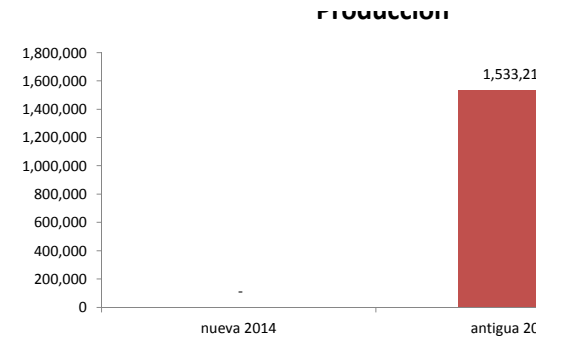
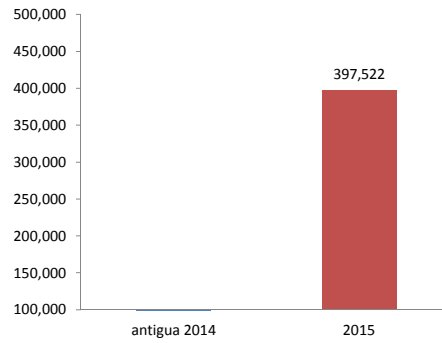
plantada

| nueva 2014 | antigua 2014 |
|------------|--------------|
| #¡REF! | 397,522 |

| PRODUCCIÓN | |
|------------|--------------|
| nueva 2014 | antigua 2014 |
| #¡REF! | 1,533,219 |

Maíz superficie sembrada

Producción



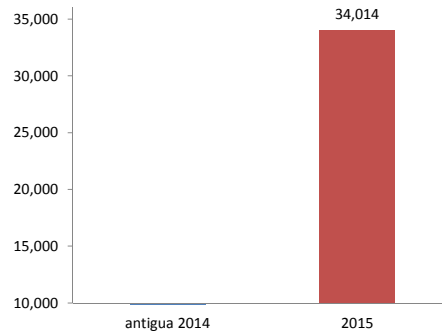
plantada

| nueva 2014 | antigua 2014 |
|------------|--------------|
| #¡REF! | 34,014 |

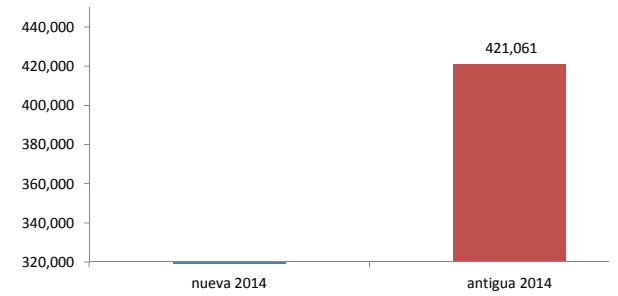
PRODUCCIÓN

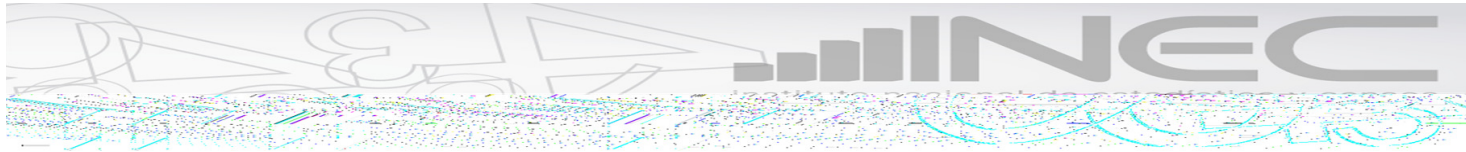
| nueva 2014 | antigua 2014 |
|------------|--------------|
| #¡REF! | 421,061 |

Papa superficie sembrada



Producción





| S (Tm.) | | |
|-----------|-------------|-------|
| 2015 | Rendimiento | |
| | 2014 | 2015 |
| 4,354,234 | | |
| 132,882 | | |
| 1,534,476 | 3.90 | 4.41 |
| . | | |
| 134 | 0.48 | 0.39 |
| 42 | 0.26 | 0.32 |
| 6,568 | 1.66 | 1.29 |
| 235 | 0.74 | 0.87 |
| 105,619 | 16.46 | 14.19 |
| 530 | 7.22 | 7.10 |
| 5,689 | 0.92 | 0.87 |
| . | | |
| 5,346 | 0.65 | 0.64 |
| 3,365 | 0.41 | 0.41 |
| 8,622 | 1.31 | 1.71 |
| 10,280 | 0.67 | 0.84 |
| 542 | 0.71 | 0.76 |
| 226 | 0.52 | 0.47 |
| 11,980 | 3.00 | 2.76 |
| 1,062 | 0.91 | 0.82 |
| 3,546 | 3.18 | 1.13 |
| 223 | 1.26 | 0.36 |
| 1,701,857 | 4.17 | 4.47 |
| 92,158 | 2.45 | 4.38 |
| 86,776 | 2.74 | 2.04 |
| 4,398 | 1.07 | 1.02 |
| 7,946 | 0.70 | 0.62 |
| 3,338 | 0.53 | 0.52 |
| 338,598 | 12.82 | 13.46 |
| 3,251 | 5.86 | 8.60 |
| 31,578 | 1.23 | 1.45 |
| . | | |

| | | |
|---------|-------|-------|
| 67,075 | 26.98 | 29.14 |
| . | 14.58 | |
| 1,025 | 1.12 | 0.72 |
| . | | |
| 51,179 | 6.47 | 4.33 |
| 8,944 | 4.28 | 3.65 |
| 374,953 | | |
| 4,816 | | |

19



014

—

ENCUESTA DE SUPERFICIE Y PRODUCCIÓN AGROPECUARIA CONTINUA 2014
 TABLA 23. SUPERFICIE, PRODUCCIÓN Y VENTAS, SEGÚN REGIÓN Y PROVINCIA
 ARROZ (En cáscara)

| REGIÓN Y PROVINCIA | SUPERFICIE (Has.) | | | | | | | |
|--------------------------------|-------------------|---------|-----------|---------|------------------|-----------|--------------|-----------|
| | Sembrada | | Cosechada | | PRODUCCIÓN (Tm.) | | VENTAS (Tm.) | |
| | 2014 | 2015 | 2014 | 2015 | 2014 | 2015 | 2014 | 2015 |
| TOTAL NACIONAL | 375,820 | 399,535 | 354,136 | 375,117 | 1,379,954 | 1,652,793 | 1,282,065 | 1,534,476 |
| REGIÓN SIERRA | 759 | 1,701 | 758 | 1,564 | 3,981 | 11,472 | 3,975 | 9,100 |
| REGIÓN COSTA | 370,479 | 397,231 | 348,905 | 372,953 | 1,362,709 | 1,639,976 | 1,265,723 | 1,524,274 |
| REGIÓN ORIENTAL | 4,353 | 528 | 4,246 | 526 | 12,817 | 1,245 | 12,360 | 1,005 |
| ZONAS NO DELIMITADAS | 229 | 75 | 227 | 75 | 447 | 98 | 6 | 97 |
| REGIÓN SIERRA | | | | | | | | |
| AZUAY | Solo | - | - | - | - | - | - | - |
| | Asociado | - | - | - | - | - | - | - |
| BOLÍVAR | Solo | 303 | - | 302 | 1,505 | - | 1,505 | - |
| | Asociado | - | - | - | - | - | - | - |
| CAÑAR | Solo | 456 | 128 | 456 | 2,476 | 829 | 2,470 | 829 |
| | Asociado | - | - | - | - | - | - | - |
| CARCHI | Solo | - | - | - | - | - | - | - |
| | Asociado | - | - | - | - | - | - | - |
| COTOPAXI | Solo | - | - | - | - | - | - | - |
| | Asociado | - | - | - | - | - | - | - |
| CHIMBORAZO | Solo | - | - | - | - | - | - | - |
| | Asociado | - | - | - | - | - | - | - |
| IMBABURA | Solo | - | - | - | - | - | - | - |
| | Asociado | - | - | - | - | - | - | - |
| LOJA | Solo | - | 1,541 | - | 1,414 | 10,575 | - | 8,252 |
| | Asociado | - | - | - | - | - | - | - |
| PICHINCHA | Solo | - | - | - | - | - | - | - |
| | Asociado | - | - | - | - | - | - | - |
| TUNGURAHUA | Solo | - | - | - | - | - | - | - |
| | Asociado | - | - | - | - | - | - | - |
| SANTO DOMINGO DE LOS TSÁCHILAS | Solo | - | 32 | - | 32 | 69 | - | 18 |
| | Asociado | - | - | - | - | - | - | - |
| REGIÓN COSTA | | | | | | | | |
| EL ORO | Solo | 3,213 | 3,999 | 2,896 | 3,896 | 3,027 | 12,390 | 3,021 |
| | Asociado | - | - | - | - | - | - | - |
| ESMERALDAS | Solo | 463 | 100 | 436 | 100 | 801 | 179 | 50 |
| | Asociado | - | - | - | - | - | - | - |
| GUAYAS | Solo | 233,126 | 274,992 | 221,981 | 258,620 | 902,424 | 1,187,135 | 852,177 |
| | Asociado | - | - | - | - | - | - | - |
| LOS RÍOS | Solo | 118,087 | 100,961 | 109,282 | 94,278 | 410,850 | 383,106 | 376,414 |
| | Asociado | - | - | - | - | - | - | - |
| MANABÍ | Solo | 15,590 | 17,180 | 14,310 | 16,060 | 45,607 | 57,169 | 34,063 |
| | Asociado | - | - | - | - | - | - | - |
| SANTA ELENA | Solo | - | - | - | - | - | - | - |
| | Asociado | - | - | - | - | - | - | - |
| REGIÓN ORIENTAL | | | | | | | | |
| MORONA SANTIAGO | Solo | 8 | 3 | 8 | 3 | 25 | 3 | 4 |
| | Asociado | - | - | - | - | - | - | - |
| NAPO | Solo | 39 | - | 10 | - | 21 | - | - |
| | Asociado | - | - | - | - | - | - | - |
| ORELLANA | Solo | 4,236 | 350 | 4,158 | 349 | 12,716 | 914 | 12,328 |
| | Asociado | - | - | - | - | - | - | - |
| PASTAZA | Solo | - | - | - | - | - | - | - |
| | Asociado | - | - | - | - | - | - | - |
| SUCUMBIOS | Solo | 70 | 174 | 70 | 174 | 55 | 328 | 28 |
| | Asociado | - | - | - | - | - | - | - |
| ZAMORA CHINCHIPE | Solo | - | - | - | - | - | - | - |
| | Asociado | - | - | - | - | - | - | - |
| ZONAS NO DELIMITADAS | Solo | 229 | 75 | 227 | 75 | 447 | 98 | 6 |
| | Asociado | - | - | - | - | - | - | - |

ENCUESTA DE SUPERFICIE Y PRODUCCIÓN AGROPECUARIA CONTINUA 2014
 TABLA 33. SUPERFICIE, PRODUCCIÓN Y VENTAS, SEGÚN REGIÓN Y PROVINCIA
 MAÍZ DURO SECO (Grano seco)

| REGIÓN Y PROVINCIA | SUPERFICIE (Has.) | | | | | | | |
|--------------------------------|---------------------|----------------|----------------|----------------|------------------|------------------|------------------|------------------|
| | Sembrada | | Cosechada | | PRODUCCIÓN (Tm.) | | VENTAS (Tm.) | |
| | 2014 | 2015 | 2014 | 2015 | 2014 | 2015 | 2014 | 2015 |
| TOTAL NACIONAL | 397,522 | 439,153 | 378,542 | 419,427 | 1,533,219 | 1,873,525 | 1,465,376 | 1,794,015 |
| REGIÓN SIERRA | | | | | | | | |
| AZUAY | Solo 775 | 1,150 | 729 | 1,138 | 756 | 2,390 | 331 | 1,881 |
| | Asociado 4,837 | 629 | 4,816 | 603 | 3,557 | 652 | 2,937 | 78 |
| BOLÍVAR | Solo 1,396 | 972 | 1,275 | 972 | 4,193 | 2,362 | 4,042 | 2,294 |
| | Asociado 595 | 148 | 502 | 120 | 1,024 | 282 | 1,000 | 227 |
| CAÑAR | Solo 59 | 115 | 59 | 105 | 296 | 89 | . | 50 |
| | Asociado 114 | 72 | 90 | 72 | 62 | 52 | . | . |
| CARCHI | Solo 240 | 378 | 222 | 371 | 568 | 759 | 358 | 635 |
| | Asociado . | . | . | . | . | . | . | . |
| COTOPAXI | Solo 2,695 | 1,591 | 2,669 | 1,591 | 9,255 | 3,250 | 8,935 | 2,202 |
| | Asociado 302 | . | 281 | . | 281 | . | 138 | . |
| CHIMBORAZO | Solo 399 | 1,207 | 399 | 842 | 446 | 1,063 | 306 | 806 |
| | Asociado 38 | 124 | 38 | 124 | 41 | 155 | 29 | 83 |
| IMBABURA | Solo 1,967 | 988 | 1,578 | 943 | 1,668 | 1,577 | 1,013 | 1,214 |
| | Asociado 130 | 95 | 77 | 95 | 47 | 82 | 36 | 33 |
| LOJA | Solo 32,735 | 40,685 | 30,095 | 38,674 | 110,846 | 160,683 | 101,657 | 137,111 |
| | Asociado 359 | 801 | 327 | 693 | 410 | 759 | 157 | 438 |
| PICHINCHA | Solo 1,728 | 241 | 1,682 | 202 | 2,586 | 352 | 1,435 | 196 |
| | Asociado 127 | 8 | 127 | 8 | 104 | 6 | 19 | . |
| TUNGURAHUA | Solo 80 | . | 80 | . | 107 | . | . | . |
| | Asociado 28 | 21 | 28 | 14 | 20 | 19 | 13 | 11 |
| SANTO DOMINGO DE LOS TSÁCHILAS | Solo 4,726 | 3,107 | 4,601 | 2,743 | 21,533 | 12,283 | 20,885 | 11,423 |
| | Asociado 428 | 136 | 360 | 136 | 464 | 198 | 232 | 115 |
| REGIÓN COSTA | | | | | | | | |
| EL ORO | Solo 1,583 | 319 | 1,508 | 291 | 2,774 | 794 | 2,302 | 606 |
| | Asociado 215 | 57 | 215 | 56 | 183 | 130 | 100 | 100 |
| ESMERALDAS | Solo 4,154 | 1,593 | 4,125 | 1,572 | 2,842 | 2,195 | 431 | 1,475 |
| | Asociado 201 | 2 | 65 | 2 | 62 | 2 | . | . |
| GUAYAS | Solo 47,897 | 65,398 | 45,934 | 61,463 | 219,952 | 296,496 | 212,932 | 288,070 |
| | Asociado 382 | 1,010 | 382 | 920 | 1,175 | 2,314 | 1,135 | 2,149 |
| LOS RÍOS | Solo 167,660 | 177,933 | 163,486 | 174,910 | 802,359 | 890,165 | 793,802 | 877,478 |
| | Asociado 8,483 | 12,893 | 8,339 | 12,659 | 33,272 | 70,532 | 33,036 | 70,134 |
| MANABÍ | Solo 74,227 | 93,135 | 69,093 | 84,972 | 213,035 | 323,194 | 191,177 | 299,912 |
| | Asociado 6,985 | 3,454 | 6,176 | 3,265 | 11,068 | 11,527 | 8,971 | 10,643 |
| SANTA ELENA | Solo 6,466 | 3,544 | 5,817 | 3,360 | 30,435 | 17,309 | 30,219 | 17,262 |
| | Asociado . | 92 | . | 92 | . | 504 | . | 504 |
| REGIÓN ORIENTAL | | | | | | | | |
| MORONA SANTIAGO | Solo 1,312 | 794 | 1,312 | 695 | 2,492 | 805 | 590 | 518 |
| | Asociado 180 | 279 | 180 | 216 | 262 | 200 | . | 128 |
| NAPO | Solo 1,683 | 130 | 1,471 | 130 | 3,024 | 178 | 2,567 | 155 |
| | Asociado 347 | 25 | 337 | 25 | 923 | 43 | 676 | 25 |
| ORELLANA | Solo 6,514 | 6,680 | 5,745 | 6,177 | 15,800 | 15,659 | 14,644 | 14,319 |
| | Asociado 2,151 | 1 | 2,151 | 1 | 5,820 | 0 | 4,553 | 0 |
| PASTAZA | Solo 115 | 14 | 115 | 14 | 102 | 11 | 10 | . |
| | Asociado 32 | 29 | 32 | 29 | 46 | 25 | . | . |
| SUCUMBIOS | Solo 5,824 | 7,727 | 4,779 | 7,652 | 5,889 | 8,969 | 3,350 | 7,378 |
| | Asociado 1,021 | 254 | 1,000 | 254 | 674 | 286 | 6 | 188 |
| ZAMORA CHINCHIPE | Solo 351 | 115 | 303 | 115 | 464 | 95 | 200 | 29 |
| | Asociado . | . | . | . | . | . | . | . |
| ZONAS NO DELIMITADAS | Solo 5,161 | 8,834 | 5,122 | 8,741 | 17,379 | 37,473 | 16,304 | 36,843 |
| | Asociado 819 | 2,372 | 819 | 2,372 | 4,920 | 7,607 | 4,847 | 7,303 |

*Los valores registrados en producción y ventas corresponden al estado primario del producto, con el cual el productor cuantifica la cosecha; es decir, contiene porcentaje de humedad e impurezas.
 Fuente: INEC 2014


ENCUESTA DE SUPERFICIE Y PRODUCCIÓN AGROPECUARIA CONTINUA 2014
 TABLA 36. SUPERFICIE, PRODUCCIÓN Y VENTAS, SEGÚN REGIÓN Y PROVINCIA
 PAPA (Tubérculo fresco)

| REGIÓN Y PROVINCIA | SUPERFICIE (Has.) | | | | | | | | |
|--------------------------------|-------------------|--------|-----------|--------|------------------|---------|--------------|---------|---------|
| | Sembrada | | Cosechada | | PRODUCCIÓN (Tm.) | | VENTAS (Tm.) | | |
| | 2014 | 2015 | 2014 | 2015 | 2014 | 2015 | 2014 | 2015 | |
| TOTAL NACIONAL | 34,014 | 32,037 | 33,208 | 29,703 | 421,061 | 397,521 | 371,238 | 341,849 | |
| REGIÓN SIERRA | 33,829 | 31,815 | 33,061 | 29,482 | 417,910 | 396,478 | 370,682 | 341,062 | |
| REGIÓN COSTA | 11 | 188 | 11 | 188 | 60 | 582 | 54 | 373 | |
| REGIÓN ORIENTAL | 174 | 34 | 136 | 34 | 3,090 | 461 | 502 | 414 | |
| ZONAS NO DELIMITADAS | - | - | - | - | - | - | - | - | |
| REGIÓN SIERRA | | | | | | | | | |
| AZUAY | Solo | 960 | 1,146 | 896 | 943 | 5,996 | 6,265 | 4,946 | 5,057 |
| | Asociado | 85 | 77 | 85 | 49 | 257 | 343 | 57 | 145 |
| BOLÍVAR | Solo | 2,649 | 1,733 | 2,613 | 1,353 | 10,809 | 6,881 | 9,472 | 5,362 |
| | Asociado | - | - | - | - | - | - | - | - |
| CAÑAR | Solo | 2,189 | 4,166 | 2,169 | 4,076 | 18,403 | 21,063 | 16,850 | 19,205 |
| | Asociado | 116 | 24 | 112 | 24 | 362 | 207 | 218 | 202 |
| CARCHI | Solo | 7,269 | 6,846 | 7,180 | 6,625 | 160,632 | 143,781 | 147,279 | 129,470 |
| | Asociado | - | 144 | - | 122 | - | 1,245 | - | 1,138 |
| COTOPAXI | Solo | 6,876 | 4,901 | 6,580 | 4,669 | 52,201 | 45,670 | 41,314 | 36,400 |
| | Asociado | 272 | 83 | 262 | 70 | 2,080 | 263 | 589 | 143 |
| CHIMBORAZO | Solo | 6,279 | 4,386 | 6,184 | 3,867 | 85,053 | 43,131 | 80,069 | 34,862 |
| | Asociado | 58 | 72 | 58 | 72 | 207 | 961 | 143 | 813 |
| IMBABURA | Solo | 681 | 1,214 | 669 | 1,102 | 3300 | 25,556 | 1830 | 21,940 |
| | Asociado | 57 | 41 | 54 | 25 | 167 | 94 | 123 | 6 |
| LOJA | Solo | 225 | 649 | 224 | 648 | 717 | 2,211 | - | 198 |
| | Asociado | - | 9 | - | 6 | - | 20 | - | 3 |
| PICHINCHA | Solo | 2,174 | 2,794 | 2,098 | 2,424 | 23,716 | 35,453 | 20,578 | 29,827 |
| | Asociado | 27 | 3 | 22 | 3 | 92 | 4 | - | - |
| TUNGURAHUA | Solo | 3,841 | 3,433 | 3,787 | 3,310 | 53,201 | 62,472 | 46,568 | 55,491 |
| | Asociado | 69 | 95 | 69 | 92 | 718 | 856 | 645 | 802 |
| SANTO DOMINGO DE LOS TSÁCHILAS | Solo | - | - | - | - | - | - | - | - |
| | Asociado | - | - | - | - | - | - | - | - |
| REGIÓN COSTA | | | | | | | | | |
| EL ORO | Solo | 11 | 188 | 11 | 188 | 60 | 582 | 54 | 373 |
| | Asociado | - | - | - | - | - | - | - | - |
| ESMERALDAS | Solo | - | - | - | - | - | - | - | - |
| | Asociado | - | - | - | - | - | - | - | - |
| GUAYAS | Solo | - | - | - | - | - | - | - | - |
| | Asociado | - | - | - | - | - | - | - | - |
| LOS RÍOS | Solo | - | - | - | - | - | - | - | - |
| | Asociado | - | - | - | - | - | - | - | - |
| MANABÍ | Solo | - | - | - | - | - | - | - | - |
| | Asociado | - | - | - | - | - | - | - | - |
| SANTA ELENA | Solo | - | - | - | - | - | - | - | - |
| | Asociado | - | - | - | - | - | - | - | - |
| REGIÓN ORIENTAL | | | | | | | | | |
| MORONA SANTIAGO | Solo | - | - | - | - | - | - | - | - |
| | Asociado | - | - | - | - | - | - | - | - |
| NAPO | Solo | - | - | - | - | - | - | - | - |
| | Asociado | - | - | - | - | - | - | - | - |
| ORELLANA | Solo | - | - | - | - | - | - | - | - |
| | Asociado | - | - | - | - | - | - | - | - |
| PASTAZA | Solo | - | - | - | - | - | - | - | - |
| | Asociado | - | - | - | - | - | - | - | - |
| SUCUMBÍOS | Solo | 174 | 34 | 136 | 34 | 3,090 | 461 | 502 | 414 |
| | Asociado | - | - | - | - | - | - | - | - |
| ZAMORA CHINCHIPE | Solo | - | - | - | - | - | - | - | - |
| | Asociado | - | - | - | - | - | - | - | - |
| ZONAS NO DELIMITADAS | Solo | - | - | - | - | - | - | - | - |
| | Asociado | - | - | - | - | - | - | - | - |

ENCUESTA DE SUPERFICIE Y PRODUCCIÓN AGROPECUARIA CONTINUA 2014
 TABLA 9. SUPERFICIE, PRODUCCIÓN Y VENTAS POR CONDICIÓN DEL CULTIVO, SEGÚN ESPECIES DE FLORES

| ESPECIE DE FLOR | | SUPERFICIE (Has.) | | | | PRODUCCIÓN | | | | VENTAS (en unidades) | | | | | |
|----------------------------|------------------|---------------------|-------|---------------------|-------|-----------------------------|---------------|-------------|-----------|----------------------|-----------|------------|------------|---------|-----------|
| | | Plantada o Sembrada | | Cosechada o Cortada | | N° total de tallos cortados | | Full tabaco | | Tabaco | | Boncha | | Bouquet | |
| | | 2014 | 2015 | 2014 | 2015 | 2014 | 2015 | 2014 | 2015 | 2014 | 2015 | 2014 | 2015 | 2014 | 2015 |
| TOTAL NACIONAL | Bajo invernadero | 5,395 | 6,117 | 5,192 | 5,898 | 3,478,298,094 | 4,458,274,137 | 2,220,593 | 6,608,000 | 6,623,292 | 8,472,946 | 73,352,159 | 14,265,635 | 12,323 | 2,067,954 |
| | En campo abierto | 1,334 | 1,563 | 1,333 | 1,504 | 1,321,843,315 | 1,416,401,934 | 337,311 | 2,477,826 | 1,430,616 | 1,047,950 | 98,712,361 | 3,402,210 | 8,998 | 195,099 |
| FLORES PERMANENTES | | | | | | | | | | | | | | | |
| CLAVEL | Bajo invernadero | 141 | 110 | 141 | 75 | 185,792,276 | 142,195,411 | 64,866 | 70,896 | 257,501 | 228,527 | 1,275,005 | 10,687 | - | 35,477 |
| | En campo abierto | - | - | - | - | - | - | - | - | - | - | - | - | - | - |
| GINGER | Bajo invernadero | - | - | - | - | - | - | - | - | - | - | - | - | - | - |
| | En campo abierto | 10 | 8 | 9 | 2 | 1,170,000 | 954,720 | 3,500 | - | - | - | - | 78,000 | 5,760 | - |
| GYSOPHILIA | Bajo invernadero | 61 | 84 | 61 | 84 | 68,320,000 | 98,507,000 | 96,852 | 92,612 | 288,000 | 172,450 | - | - | - | - |
| | En campo abierto | 540 | 545 | 540 | 513 | 269,459,454 | 957,543,139 | 130,453 | 1,996,105 | 1,043,546 | 155,688 | 11,156,048 | 2,599,140 | - | 129,360 |
| HELICONIAS | Bajo invernadero | - | - | - | - | - | - | - | - | - | - | - | - | - | - |
| | En campo abierto | 20 | 13 | 20 | 13 | 800,000 | 163,800 | 8,000 | - | - | - | - | 156,000 | - | - |
| HYPERICUM | Bajo invernadero | 7 | 14 | 7 | 14 | 3,600,000 | 11,500,000 | 12,000 | 5,000 | - | - | - | 730,000 | - | - |
| | En campo abierto | 118 | 340 | 118 | 338 | 52,935,477 | 170,795,937 | 128,900 | 38,962 | 16,764 | 120,622 | 752,520 | - | - | 64,000 |
| LIMONIUM | Bajo invernadero | 12 | 8 | 12 | 8 | 4,000,000 | 7,113,403 | 10,000 | - | - | 46,000 | - | - | - | - |
| | En campo abierto | 0 | 5 | 0 | 2 | 3,249,600 | 1,538,000 | 16,609 | - | - | 5,136 | - | - | - | - |
| ROSA | Bajo invernadero | 4,839 | 5,165 | 4,457 | 4,881 | 2,566,594,913 | 3,771,301,170 | 1,946,503 | 5,713,620 | 4,370,771 | 6,937,872 | 28,416,864 | 11,521,756 | - | 2,032,477 |
| | En campo abierto | 10 | 233 | 10 | 216 | 6,450,000 | 132,600,176 | 10,333 | 283,685 | 21,333 | 32,850 | 6,000 | 160,000 | - | - |
| OTRAS FLORES PERMANENTES | Bajo invernadero | 209 | 376 | 195 | 373 | 223,324,200 | 276,736,782 | 66,950 | 657,110 | 1,359,125 | 496,449 | 3,177,752 | 389,093 | 323 | - |
| | En campo abierto | 133 | 96 | 133 | 95 | 44,277,187 | 30,141,806 | 34,443 | 1,280 | 43,743 | 198,834 | 2,050,407 | 144,349 | - | - |
| FLORES TRANSITORIAS | | | | | | | | | | | | | | | |
| AMY | Bajo invernadero | - | 2 | - | 2 | - | 1,600,000 | - | - | - | 21,712 | - | - | - | - |
| | En campo abierto | 1 | 2 | 1 | 2 | 60,000 | 1,080,000 | - | - | 5,280 | 4,860 | - | - | - | - |
| ASTER | Bajo invernadero | 4 | 28 | 4 | 28 | 3,437,500 | 10,917,750 | - | - | - | 52,539 | 343,750 | - | - | - |
| | En campo abierto | 47 | - | 47 | - | 22,793,336 | - | 3,473 | - | 92,000 | - | 1,381,201 | - | - | - |
| CRISANTEMOS | Bajo invernadero | 42 | 59 | 42 | 59 | 19,793,712 | 34,868,850 | - | - | 67,500 | 160,000 | 1,348,255 | 963,942 | 12,000 | - |
| | En campo abierto | - | 0 | - | 0 | - | 34,200 | - | - | - | - | - | 3,315 | - | - |
| DELPHINIUM | Bajo invernadero | - | 6 | - | 6 | - | 371,700 | - | - | - | 2,478 | - | - | - | - |
| | En campo abierto | 3 | 37 | 3 | 37 | 4,950,000 | 22,782,950 | - | 21,454 | 33,590 | 146,116 | - | 40,500 | - | - |
| GIRASOLES | Bajo invernadero | 7 | 5 | 7 | 5 | 1,618,500 | 2,398,000 | - | 9,750 | 12,324 | - | 105,600 | 2,200 | - | - |
| | En campo abierto | 42 | 25 | 42 | 25 | 3,492,723 | 6,175,800 | 600 | - | 19,200 | 36,476 | 94,292 | 9,990 | - | - |
| GODETAS | Bajo invernadero | 5 | - | 5 | - | 7,658,250 | - | - | - | - | - | 425,457 | - | - | - |
| | En campo abierto | 85 | 18 | 85 | 18 | 121,569,575 | 14,904,000 | - | 47,192 | - | - | 6,753,865 | - | - | - |
| LYATRIS | Bajo invernadero | - | - | - | - | - | - | - | - | - | - | - | - | - | - |
| | En campo abierto | 7 | 9 | 7 | 9 | 5,000,000 | 7,560,000 | - | 9,180 | 25,000 | 10,260 | - | - | - | - |
| OTRAS FLORES TRANSITORIAS | Bajo invernadero | 267 | 263 | 260 | 263 | 404,158,744 | 101,764,071 | 23,332 | 59,011 | 168,072 | 354,919 | 38,259,476 | 657,968 | - | - |
| | En campo abierto | 319 | 234 | 319 | 233 | 785,635,963 | 70,127,405 | 1,000 | 79,968 | 130,160 | 339,108 | 76,518,029 | 210,916 | 3,238 | 1,739 |

Fuente: INEC 2014



ENCUESTA DE SUPERFICIE Y PRODUCCIÓN AGROPECUARIA CONTINUA 2014
TABLA 10. NÚMERO DE CABEZAS DE GANADO POR ESPECIES, SEGÚN REGIÓN Y PROVINCIA

| REGIÓN Y PROVINCIA | NÚMERO TOTAL DE CABEZAS (Machos y Hembras) | |
|--------------------------------|--|-----------|
| | Vacuno | |
| | 2014 | 2015 |
| TOTAL NACIONAL | 4,579,374 | 4,115,213 |
| REGIÓN SIERRA | 2,345,101 | 1,941,731 |
| REGIÓN COSTA | 1,795,817 | 1,770,142 |
| REGIÓN ORIENTAL | 418,853 | 391,160 |
| ZONAS NO DELIMITADAS | 19,604 | 12,180 |
| REGIÓN SIERRA | | |
| AZUAY | 578,615 | 296,298 |
| BOLÍVAR | 137,591 | 158,191 |
| CAÑAR | 158,269 | 129,508 |
| CARCHI | 101,319 | 101,423 |
| COTOPAXI | 241,883 | 234,615 |
| CHIMBORAZO | 306,009 | 208,509 |
| IMBABURA | 125,953 | 80,116 |
| LOJA | 162,687 | 185,051 |
| PICHINCHA | 255,832 | 295,462 |
| TUNGURAHUA | 131,952 | 120,199 |
| SANTO DOMINGO DE LOS TSÁCHILAS | 144,992 | 132,358 |
| REGIÓN COSTA | | |
| EL ORO | 135,866 | 144,631 |
| ESMERALDAS | 224,170 | 331,028 |
| GUAYAS | 241,964 | 290,821 |
| LOS RÍOS | 114,358 | 103,300 |
| MANABÍ | 1,068,999 | 893,088 |
| SANTA ELENA | 10,460 | 7,275 |
| REGIÓN ORIENTAL | | |

| | | |
|-----------------------------|---------|---------|
| MORONA SANTIAGO | 170,603 | 152,022 |
| NAPO | 50,421 | 18,234 |
| ORELLANA | 43,584 | 48,365 |
| PASTAZA | 15,765 | 13,409 |
| SUCUMBÍOS | 71,839 | 73,488 |
| ZAMORA CHINCHIPE | 66,642 | 85,642 |
| ZONAS NO DELIMITADAS | 19,604 | 12,180 |

Fuente: INEC 2014